

# JSG Oceana Drains

## Round Pop-Up Drains

- Tailpipe: 1 1/4" Wide x 2 1/2" Long
- Flange: 2 1/8"
- Fits all JSG *Oceana* sinks with 1 3/4" drain hole



**Chrome Pop-Up Drain  
(PopDrChr)**



**Brushed Nickel Pop-Up Drain  
(PopDrBrNick)**



**Oil-Rubbed Bronze Pop-Up Drain  
(PopDrOrb)**

## Square Pop-Up Drains

- Tailpipe: 1 1/4" Wide x 2 1/2" Long
- Flange: 2 3/4" x 2 3/4"
- Fits all JSG *Oceana* sinks with 1 3/4" drain hole



**Chrome Square Pop-Up Drain  
(SqDrChr)**



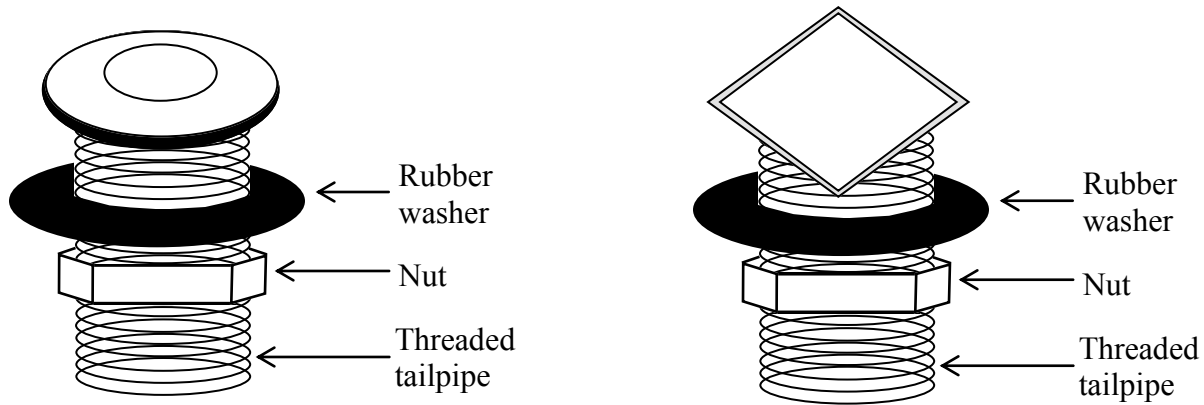
**Brushed Nickel Square Pop-Up Drain  
(SqDrBrNick)**



**Oil Rubbed Bronze Square Pop-Up Drain  
(SqDrOrb)**

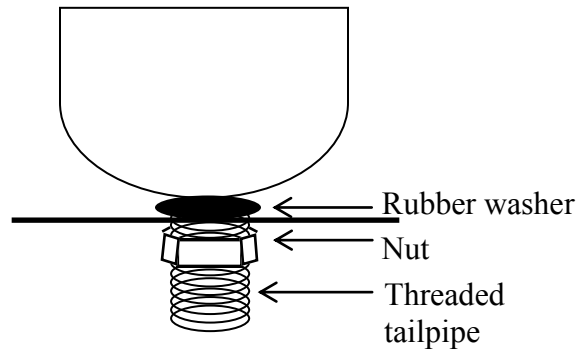


## Drain installation instructions



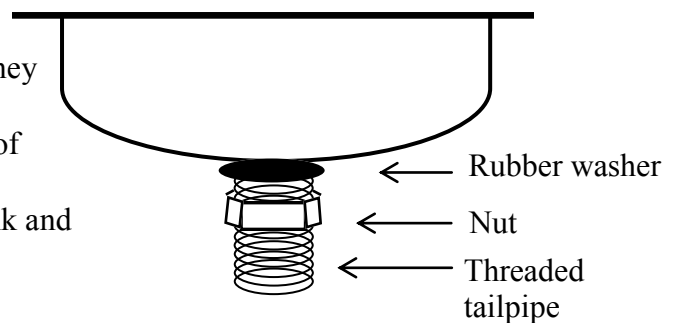
### Installation with a JSG *Oceana* vessel:

- Drill a hole in countertop slightly larger than the width of your drain. (no less than 1 3/8" and no larger than 1 1/2").
- Place a rubber washer and/or apply a thin bead of caulking between vessel and countertop as a buffer.
- Apply thin layer of plumber's putty under rim of drain and place into sink. Drain will go through vessel and hole in countertop.
- Hand tighten drain underneath countertop.  
DO NOT OVERTIGHTEN.



### Installation with a JSG *Oceana* drop-in or undermount lavatory:

- Prior to installing the JSG *Oceana* drain, have a professional install your drop-in or undermount sink to the countertop.
- JSG *Oceana* drains have no overflow hole so they cannot be used with a sink with an overflow.
- Apply thin layer of plumber's putty under rim of drain and place into sink.
- Place rubber washer (included) between the sink and the nut.
- Hand tighten drain underneath sink.  
DO NOT OVERTIGHTEN.



## Care and Cleaning Instructions

After use, wipe your drain dry with a clean soft cloth. To clean, wipe with a damp cloth and dry with a soft cloth. If necessary, regular Windex can be used. Do not use harsh alkali or acid based detergents, abrasive polishes, or scouring cleansers when cleaning JSG *Oceana* drains. S.O.S. pads and Scotch Brite Pads are not permitted as they will scratch our decorative finishes. Do not leave coffee or vinegar laying in the bottom of the sink basin or on any products.



215 North 4<sup>th</sup> Street, Jeannette, PA 15644 ph:724.523.5567 fax:724.523.0123 www.jsgoceana.com

Made in the U.S.A.